


Spa Cover Clip Replacement Method



corecovers.com




Figure 1

Spa cover clips are made of plastic and they can break. They are secured onto the straps of the spa cover.(figure 1) In order to change a broken clip please follow the next steps.

Step # 1. - Remove your old damaged clip by cutting it using cutting pliers (not included) (figure 2). After that you will have the strap with no clip attached to it (figure 3).




Figure 2





Figure 3

Spa Cover Clip Replacement Method



corecovers.com

Step # 2. - Identify the new clip. This will have a section removed from the cross bar.




Figure 4

Step # 3. - Proceed to insert the new clip to the strap. Do this by sliding the strap through the open section on the cross bar. Further efforts are needed to position the clip, with a little patience it can be done. (figure 5)

The final result is a functional strap with the clip attached. With the clip inserted into the strap the function is restored. (figure 6)




Figure 5




Figure 6