



JOYONWAY

— 君乐美 —

P29B70

Simplified operation instruction



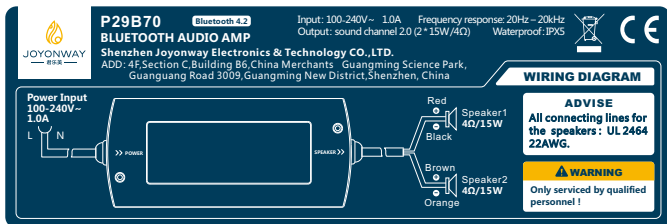
FCC Warning

This device complies with Part 15 of the FCC Rules. Operation is subject to the following two conditions: (1) this device may not cause harmful interference, and (2) this device must accept any interference received, including interference that may cause undesired operation.

Caution: The user is cautioned that changes or modifications not expressly approved by the party responsible for compliance could void the user's authority to operate the equipment.

Note: This equipment has been tested and found to comply with the limits for a Class B digital device, pursuant to part 15 of the FCC Rules. These limits are designed to provide reasonable protection against harmful interference in a residential installation. This equipment generates uses and can radiate radio frequency energy and, if not installed and used in accordance with the instructions, may cause harmful interference to radio communications. However, there is no guarantee that interference will not occur in a particular installation. If this equipment does cause harmful interference to radio or television reception, which can be determined by turning the equipment off and on, the user is encouraged to try to correct the interference by one or more of the following measures:

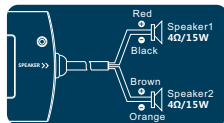
- Reorient or relocate the receiving antenna.
- Increase the separation between the equipment and receiver.
- Connect the equipment into an outlet on a circuit different from that to which the receiver is connected.
- Consult the dealer or an experienced radio/TV technician for help.



Diagram

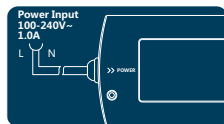
1. Load connection

Properly connect the speakers according to the speaker specification displayed in the diagram.




2. Power supply connection

Make power supply connection according to the power supply specification displayed in the diagram.



3. Music play operation

When the Bluetooth audio amplifier is powered on, search the Bluetooth named "JOYONWAY" with your smart phone or ipad and make the connection. Then music play can be realized with your smart phone or ipad.



Power voltage input: 100-240V ~ 50-60Hz 1.0A
Power output : channel 2.0 (2*15W/4Ω)

Bluetooth version : V4.2
Frequency : 20Hz-20Khz
Water proof standard : IPX5

III

Matters need attention

Bluetooth pass word: 2288

The list of all paired phones will be wiped out when the Bluetooth audio amplifier is re-powered on after powered off for two minutes.

IV

Common trouble shooting

Trouble	Solution
Bluetooth signal can not be found or connection can not be made	<ol style="list-style-type: none"> 1. Please check if the Bluetooth audio amplifier is properly powered on 2. Please ensure that user's phone/ipad is within the 10 m effective communication range with the Bluetooth audio amplifier 3. Please check if the Bluetooth is already connected by another phone/ipad. If so, please disconnect the other phone/ipad first and re-search the Bluetooth signal with user's phone/ipad. If it is unable to find out whether the Bluetooth audio amplifier is occupied by another phone/ipad, please power off the Bluetooth amplifier for 2 minutes and then re-power it on. Then search again with user's phone/ipad.
Bluetooth connection is made but no sound coming from the speakers	<ol style="list-style-type: none"> 1. If the user's phone/ipad is at the same time connecting to other Bluetooth amplifiers, please disconnect it from other Bluetooth amplifiers first and then try to play music on this Bluetooth. 2. Please check the music player's playing state on user's phone/ipad. 3. Please forget/ignore this Bluetooth name on user phone/ipad and then search again for its Bluetooth signal and make the connection.
Music is stuttering	<ol style="list-style-type: none"> 1. If the music is played via internet, please make sure that the internet is smooth and stable. 2. Please make sure that user's phone/ipad is within the 10m effective communication range with the Bluetooth audio amplifier. 3. Please ignore/forget this Bluetooth name on user phone/ipad and re-search the Bluetooth and make connection. 4. Please re-start user's phone/ipad.
Other	If the problems remain after above measures, please contact the distributor or manufacturer for technical assistance.



JOYONWAY

— 君乐美 —

Shenzhen Joyonway Electronics & Technology CO.,LTD.
深 圳 市 君 乐 美 电 子 技 术 有 限 公 司

ADD : 4F,Section C,Building B6,China Merchants Guangming Science Park,
Guanguang Road 3009,Guangming New District,Shenzhen, China

公司地址：深圳市光明新区观光路3009号招商局光明科技园B6栋C单元4楼

国内座机/TEL : +86 (755) 26010705 26010708

海外座机/Sale Tel : +86 (755) 26554068 26010859

海外手机/Oversea sales : (+86) 13925211653

国内手机/China sales : (+86) 13602626203

传真/FAX : +86 (755) 26010704

邮编/P.C. : 518106

网址/WEB : www.joyonway.com

邮箱/E-mail : sale1@joyonway.com



安卓版



App Store版

售后服务/AFTER-SALES SERVICE :

国内电话/China TEL: (+86) 13510031581

海外电话/Oversea TEL: (+86) 13510031501

邮箱/E-mail: service1@joyonway.com